





Student Name: _____ Date: _____

Colour the jelly beans which contains the letter 'j'.

'j' is for jelly beans:




Trace letter 'j'





Student Name: _____ Date: _____

Trace the letter 'j' and circle its pictures:

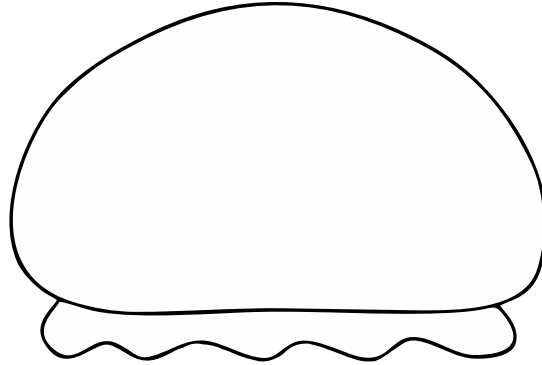





Student Name: _____ Date: _____

Colour the jellyfish and paste the stripes of crepe papers.

'j' is for jellyfish.



Trace letter 'j'







Student Name: _____ Date: _____

Colour the letter 'j' with orange/yellow and paste a straw in it.

'j' is for juice.



Trace letter 'j'





scan QR code
for catalogue

Student Name: _____ Date: _____

Colour the jeep and trace the letter 'j'.



Tracing practice for the letter 'j' on four rows of handwriting lines. Each row contains four dotted 'j's for tracing. The first row has a black dot above each 'j' and a red dot at the top of the vertical stroke. The subsequent three rows have a black dot above each 'j' and a red dot at the top of the vertical stroke.